



**MERGANSER**  
CAPITAL MANAGEMENT

# INTERMEDIATE GOVERNMENT/CREDIT COMPOSITE OVERVIEW

As of December 31, 2025

## KEY CHARACTERISTICS

<b>Total Strategy AUM:*</b>	\$182 MM
<b>Strategy Inception:*</b>	1/1/1990
<b>Yield:</b>	4.12%
<b>Duration:</b>	3.70 Years
<b>Average Quality:</b>	AA

## PORTFOLIO MANAGERS

• <b>Todd Copenhaver, CFA</b>	• <b>Andy Smock, CFA</b>
Industry: 2007	Industry: 1999
Merganser: 2013	Merganser: 2003

## STRATEGY OVERVIEW

### Objective

- To exceed the returns of the Bloomberg Intermediate Government/Credit Index over a market cycle
- Provide an attractive source of income while acting as a stabilizer during periods of market volatility

### Approach

- Leverage our boutique size by investing in underappreciated areas of the market
- Employ extensive fundamental research and relative value analysis, with a goal of achieving attractive risk-adjusted returns while preserving liquidity
- Keep duration neutral to the benchmark; generate alpha through sector rotation and security selection decisions

## COMPOSITE CHARACTERISTICS VS. BENCHMARK

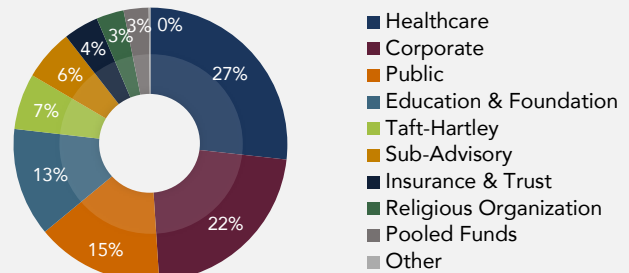
SECTORS	INTERMEDIATE G/C COMPOSITE	BLOOMBERG INT G/C INDEX
Treasuries & Cash**	35%	65%
Agencies	0%	1%
Credit	29%	34%
RMBS	9%	0%
CMBS	6%	0%
ABS	21%	0%
QUALITY	INTERMEDIATE G/C COMPOSITE	BLOOMBERG INT G/C INDEX
Gov't Gtd	46%	66%
AAA	20%	3%
AA	5%	3%
A	19%	14%
BBB	10%	14%
Below BBB	0%	0%
DURATION (YRS)	INTERMEDIATE G/C COMPOSITE	BLOOMBERG INT G/C INDEX
0-2	29%	25%
2-4	28%	35%
4-6	27%	25%
6-8	15%	15%
8-10	1%	0%
10+	0%	0%

## FIRM OVERVIEW

### About Merganser

- Formed in 1985, Merganser has been managing institutional fixed income portfolios for 40 years
- Our strategies are long only, US dollar-denominated and do not utilize complex derivatives
- The investment team is highly collaborative, and portfolios are managed on a team basis
- As a boutique manager, we embrace portfolio customization and solving unique issues for our clients

### Client Type



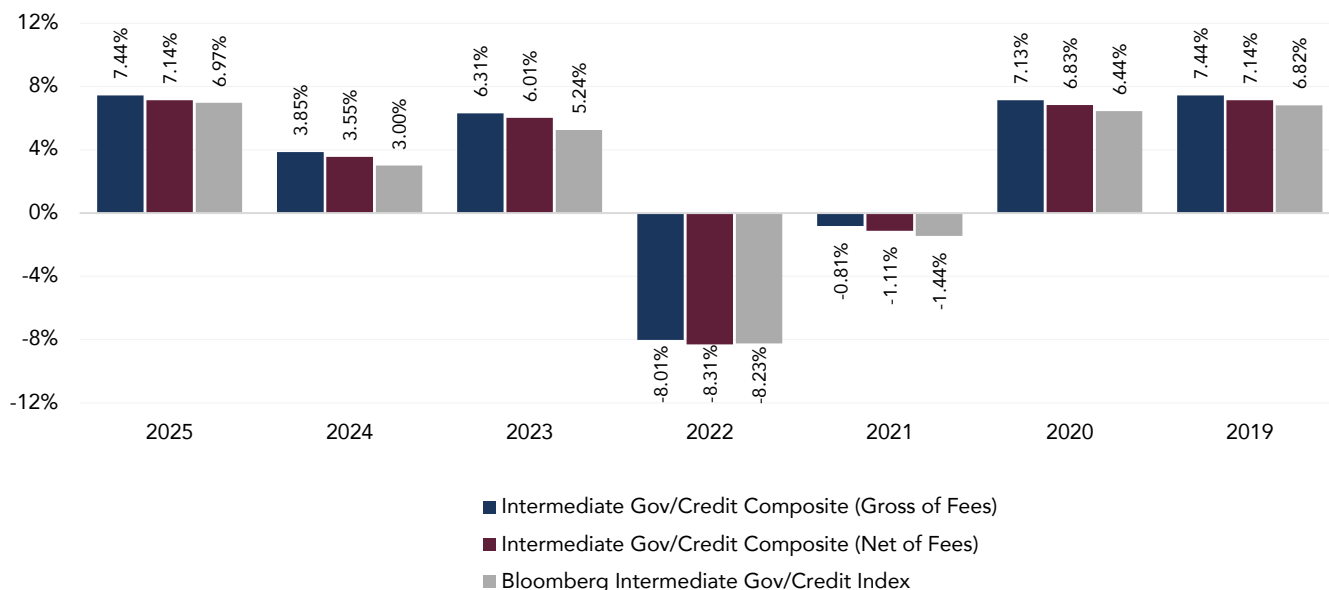
Tables may not foot due to rounding.

\*Characteristic includes accounts that are not in the Composite. All other characteristics are derived only from accounts that are in the Composite.

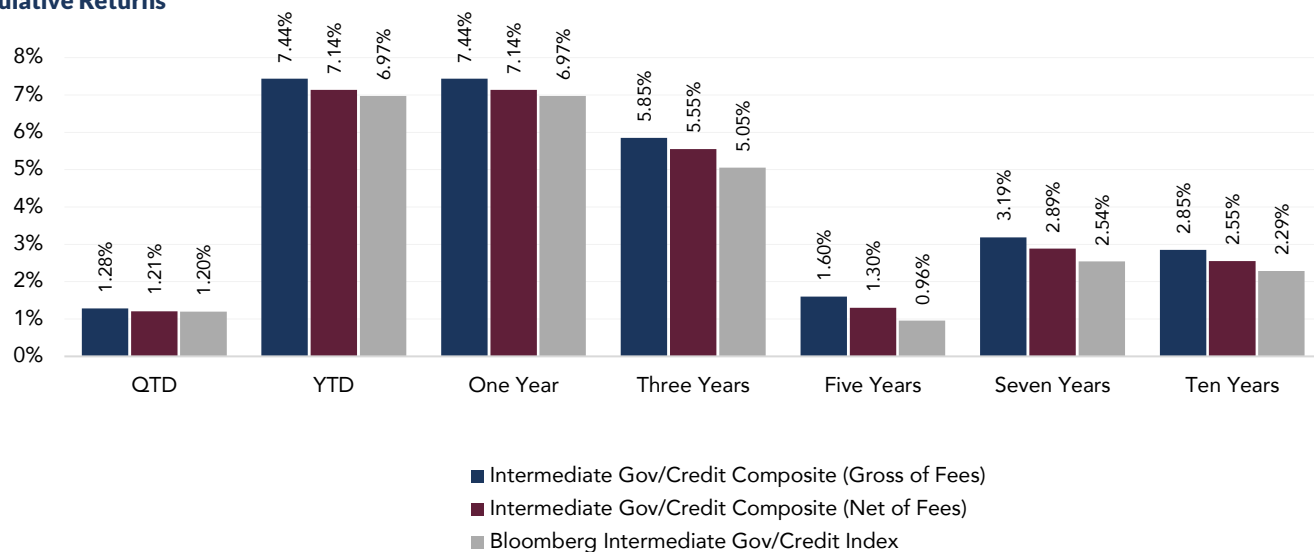
\*\*Includes cash, receivables and payables.

Past performance is no guarantee of future results; investments can and may lose money. Investing in the bond market is subject to certain risks which impact performance including Interest-rate Risk, Market Risk, Inflation Risk, Reinvestment Risk, Business Risk, Liquidity Risk, Credit Risk, Extension & Prepayment Risk, Counterparty Risk and Regulatory Risk. Composite benchmarks are selected based on comparable duration and credit quality of US Dollar fixed income securities. Portfolios in the composites will invest in out of index securities which may result in positive or negative performance compared to the benchmark. All client accounts that met the composite criteria during the reporting period are included in the composite performance calculations. A description of composite eligibility is available upon request. Securities and characteristics can and will vary based on market conditions including liquidity, yield curve and ratings changes.

## Calendar Year Returns



## Cumulative Returns



## CONTACT INFORMATION

**Merganser Capital Management**  
99 High Street  
Boston, MA 02110  
[www.merganser.com](http://www.merganser.com)

**Consultant Relations & Business Development**  
P: 617.528.4863  
[info@merganser.com](mailto:info@merganser.com)

Charts may not foot due to rounding.

Merganser Capital Management is an affiliate of Providence Equity Partners LLC. Gross performance returns do not reflect the deduction of investment advisory fees. Net performance is calculated and presented using the highest fee schedule for the strategy. Actual client returns will be reduced by the advisory fees and other expenses incurred in the management of the account. Merganser fees are available upon request and also may be found in Part II of its Form ADV. Actual fees will vary depending on, among other things, portfolio size and specific services performed for the client. The following example illustrates the effect of Merganser's fees on the value of a client portfolio. Assume a \$50 million portfolio earning an annual rate of return of 5% with an investment advisory fee of 0.30% per annum applied quarterly. Total portfolio value at the end of three years net of fees would be \$57,368,726 versus a total portfolio value gross of fees of \$57,881,250. Total returns reflect unrealized capital gains and losses and the reinvestment of interest, dividends and realized gains. Past performance is no guarantee of future results; investments can and may lose money. Composite benchmarks are selected based on comparable duration and credit quality of US Dollar fixed income securities. Portfolios in the composites may invest in out of index securities which may result in positive or negative performance compared to the benchmark. All client accounts that met the composite criteria during the reporting period are included in the composite performance calculations. Constituents as of non quarter end are preliminary. A description of composite eligibility is available upon request.